

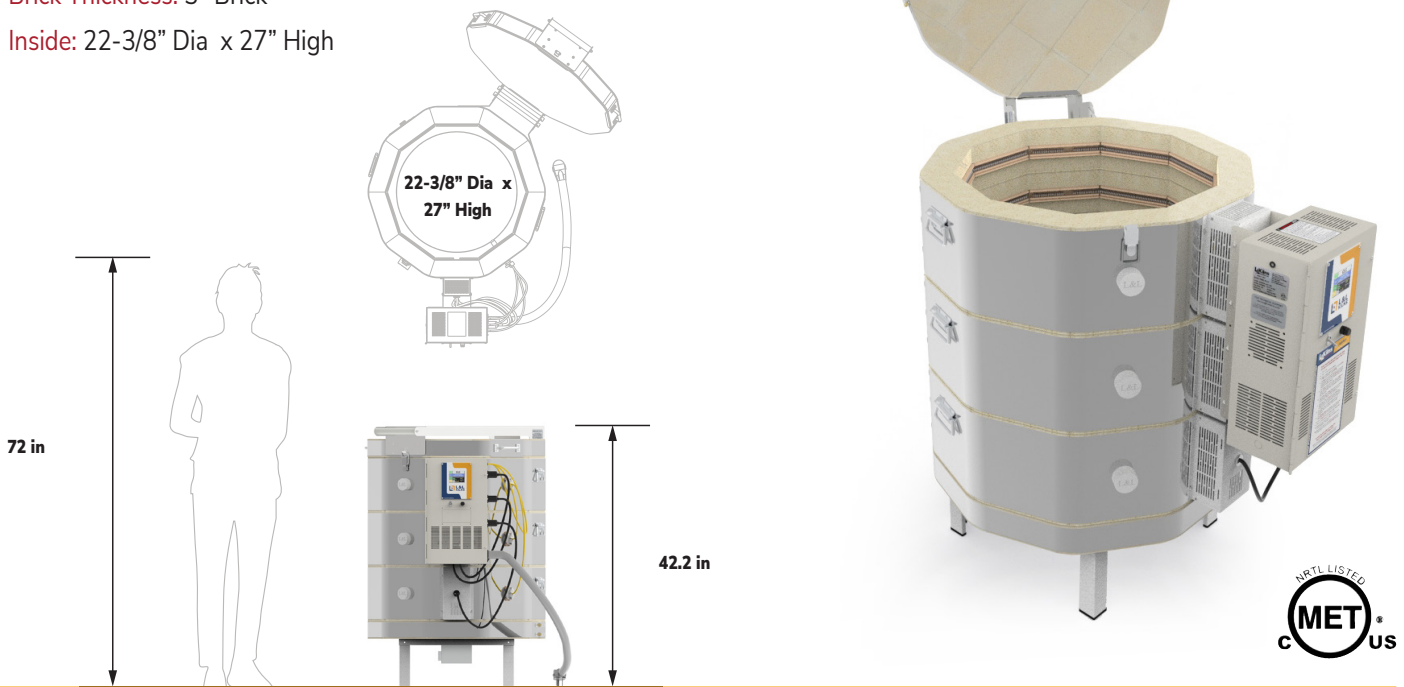
JD230-3

Temperature Rating: Cone 10

Volume: 6.7 Cubic Feet

Brick Thickness: 3" Brick

Inside: 22-3/8" Dia x 27" High



The unique plug-in control panel and extreme sectional construction make Jupiter kilns ideal for sculptors and ceramic artists who need flexibility.

- **Genesis Touch Screen Control** • with Kiln Aid app
- **Dynamic Zone Control** • for even firing
- **Hard Ceramic Element Channels** • protect your elements and kiln
- **Cone 10** (2350°F • 1290°C)
- **Type K Thermocouples (3)** • with protection tubes
- **3" • K23 Brick**
- **Top Loading** • spring assisted lid
- **Solid, Straight-View Peephole Plugs**
- **Full-Support Stand** • rolling option available
- **Plug-in Control Panel**
- **Three-Year Limited Warranty**
- **c-MET-us** listed to UL499 Standards
- **See hotkilns.com/JD230-3 for all features and options**

GENERAL DIMENSIONS



Scan OR Visit:
hotkilns.com
/JD230-3-GD



TRUST YOUR KILN
hotkilns.com

Manufactured in Swedesboro, NJ
800-750-8350 • sales@hotkilns.com

Bulletin No: BL-JD230-3 REV: 0

Page 1



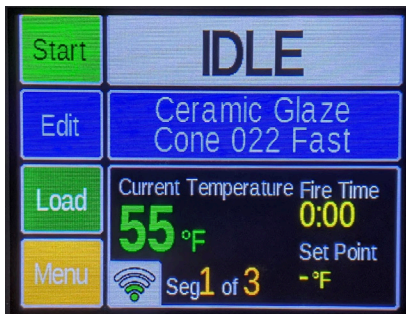
Electrical Specifications for JD230-3

USA

Model Number	Power Bottom	Part Number for 2.5" Brick	Part Number for 3" Brick	Volt/Phase	Watts	Amps	Wire Size	Fuse Size	Power Connection
JD230V-3-240	No	K-A-231H/31	K-A-231D/31	240/1P	10,554	43.9	6 ga	60	6-50 Cordset
JD230V-3-240-3P	No	K-A-231H/32	K-A-231D/32	240/3P	10,554	25.4	8 ga	40	15-50 Cordset
JD230V-3-208	No	K-A-231H/21	K-A-231D/21	208/1P	9,144	44.0	6 ga	60	6-50 Cordset
JD230V-3-208-3P	No	K-A-231H/22	K-A-231D/22	208/3P	9,144	25.4	8 ga	40	15-50 Cordset
JD230V-3-PB-240	Yes	K-A-231P/31	K-A-231B/31	240/1P	12,303	51.3	4 ga	70	Direct Wire
JD230V-3-PB-240-3P	Yes	K-A-231P/32	K-A-231B/32	240/3P	12,303	31.9	8 ga	40	15-50 Cordset
JD230V-3-PB-208	Yes	K-A-231P/21	K-A-231B/21	208/1P	10,668	51.3	4 ga	70	Direct Wire
JD230V-3-PB-208-3P	Yes	K-A-231P/22	K-A-231B/22	208/3P	10,668	31.9	8 ga	40	15-50 Cordset

WORLD

JD230V-3-220	No	K-A-231H/41	K-A-231D/41	220V/1P	9,675	44.0	6 ga	60	Direct Wire
JD230V-3-380-3PY	No	K-A-231H/52	K-A-231D/52	380/3PY	9,675	14.7	14 ga	20	Direct Wire
JD230V-3-PB-220	Yes	K-A-231P/41	K-A-231B/41	220V/1P	11,288	51.3	4 ga	70	Direct Wire
JD230V-3-PB-380-3PY	Yes	K-A-231P/52	K-A-231B/52	380/3PY	11,288	22.0	10 ga	30	Direct Wire



Control: Full digital touchscreen Genesis control with easy-to-use interface, WiFi enabled app, and simple programs for firing ceramics.

MET UL499 Listing: All models are c-MET-us listed to UL499 standard.


Cone Rating: Cone 10.

Wiring Diagrams: See the **Electrical Tab** for each kiln model to get the wiring diagram for each voltage.

Elements: All elements are of equal resistance value. Six elements standard. Powered Bottom adds one element. All Jupiter kilns with the Quad option feature two elements in four rows per section.

Other voltages for any country in the world are available. Examples are 200V/3 Phase Delta, 220V/3 Phase Delta, 415V/3 Phase Wye and 400V/3 Phase Wye. CE Listing available in some countries. See 380 Volt diagrams for electrical specifications for 400V/3 Phase Wye and 415V/3 Phase Wye.

Power Bottoms: Power bottoms are special order only. Electrical specifications are shown above.



FURNITURE KIT FOR JD230-3

Part Number: H-J-K23X/30

Includes: Two 20" full round shelves and four 20" half round shelves (3/4" thick), one post kit with 6 each 1/2", 1", 2", 4", 6", and 8" square posts, and one pair heat resistant gloves.